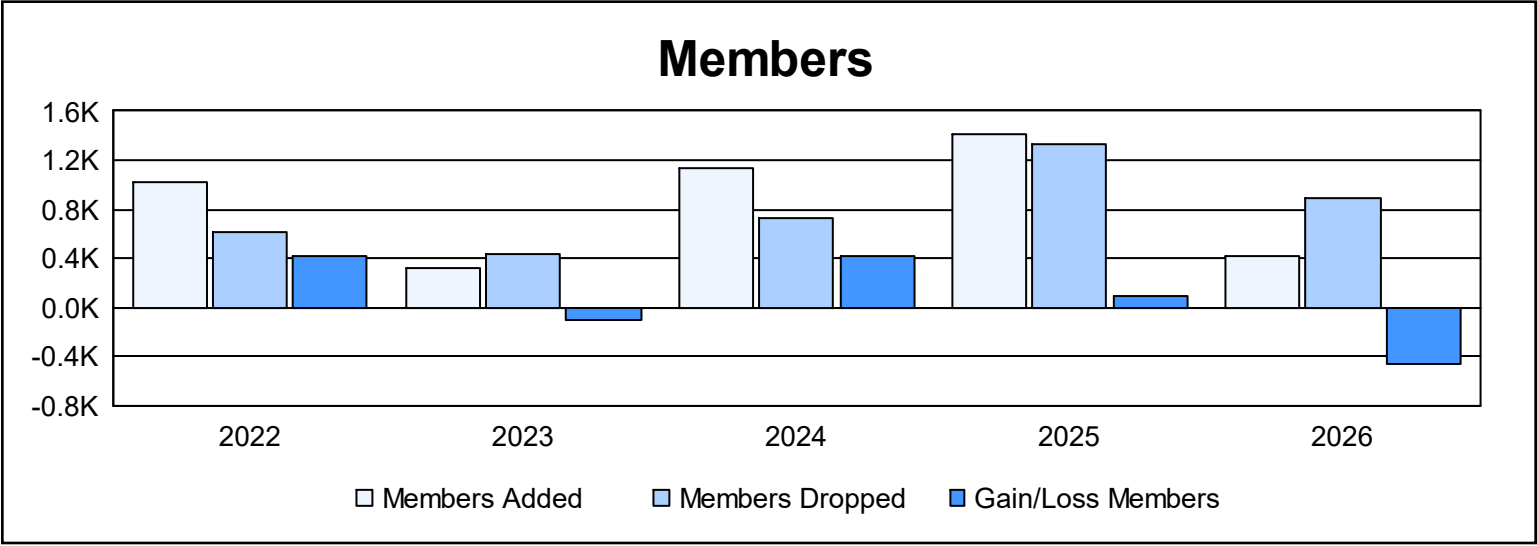
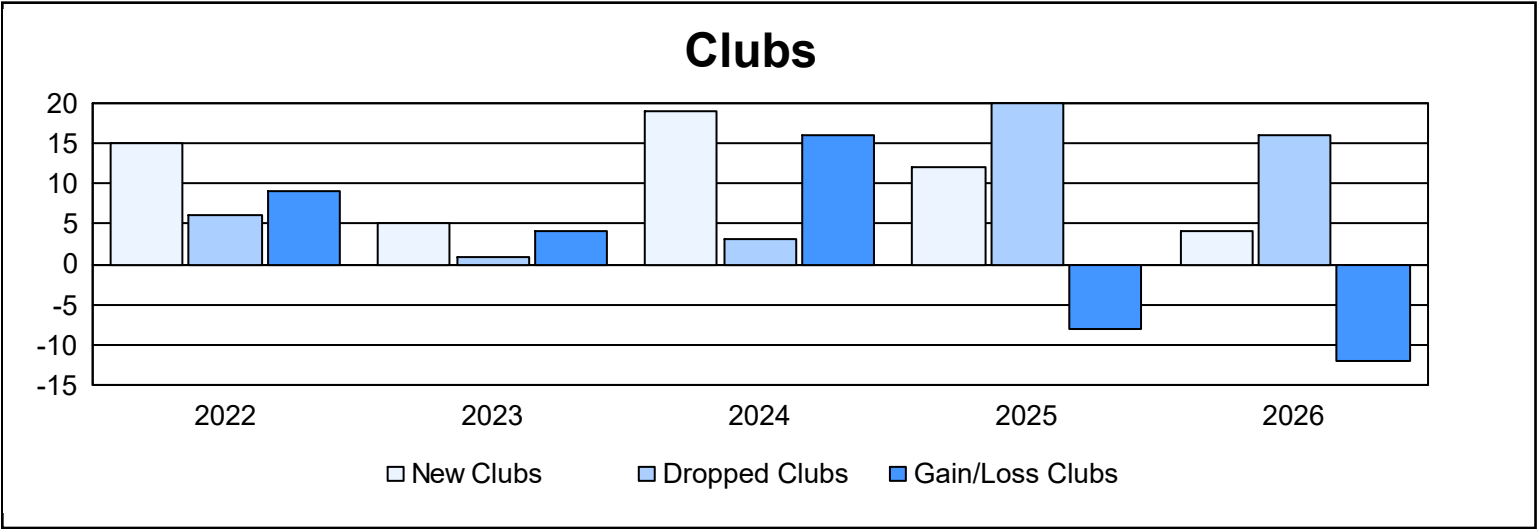
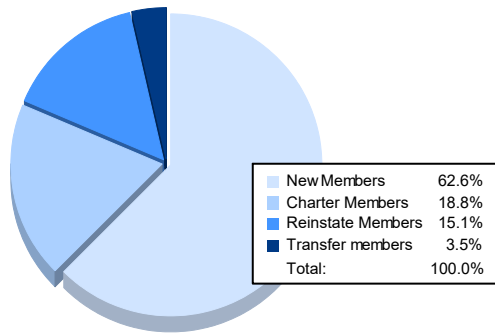


Year	New Clubs	Dropped Clubs	Gain/ Loss Clubs	New Members	Charter Members	Reinstate Members	Transfer Members	Total Member Added	Total Members Dropped	Gain/ Loss Members
2021-2022	15	6	9	547	385	80	7	1,019	606	413
2022-2023	5	1	4	189	118	16	4	327	436	-109
2023-2024	19	3	16	557	507	75	4	1,143	730	413
2024-2025	12	20	-8	967	290	132	28	1,417	1,326	91
2025-2026	4	16	-12	266	80	64	15	425	886	-461
Average	11	9	2	505	276	73	12	866	797	69



Membership Composition December 2025 Cumulative



Gender Composition December 2025 Cumulative

